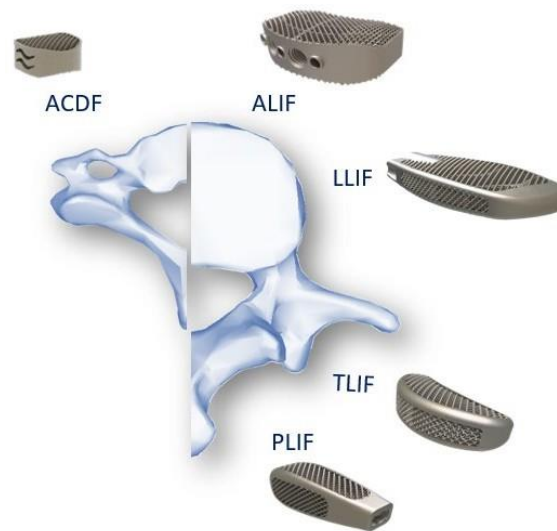


TECHNICAL SHEET

Avenue Ta



MAIN FEATURES

“Avenue Ta” cages are intended to recreate and maintain distance between vertebrae to support biologic fusion in the cervical, thoracic, lumbar or lumbar-sacral spine.


The main features of “Avenue Ta” cages are:

- **Designed for strong primary stabilization:** Rough upper and lower surface. Pores in a pyramid structure (spicule) and wide continuous surface, greater load distribution and larger bone graft chamber.
- **Bone InGrowth Technology :** Microporous surface of 6-10 μm . Designed to increase the proliferation of osteoblasts on the surface. Modulus of elasticity similar to PEEK and forces are shared across the entire contact surface.


IMPLANT RANGE

“Avenue Ta” consists of cages in variable sizes and shapes. The dimensions of implants are designed based on anatomical conditions and decisions hereto are made by physicians.

AVENUE-C Ta



AVENUE-P Ta




⁽¹⁾ Only in L29mm

⁽²⁾ Optional in L29mm

⁽³⁾ Optional


AVENUE-T Ta



⁽¹⁾ Optional

⁽²⁾ 32x10 only available w/ 15° Lordosis

AVENUE-A Ta



⁽¹⁾ Optional

⁽²⁾ Some Heights/Lordotic options are optional